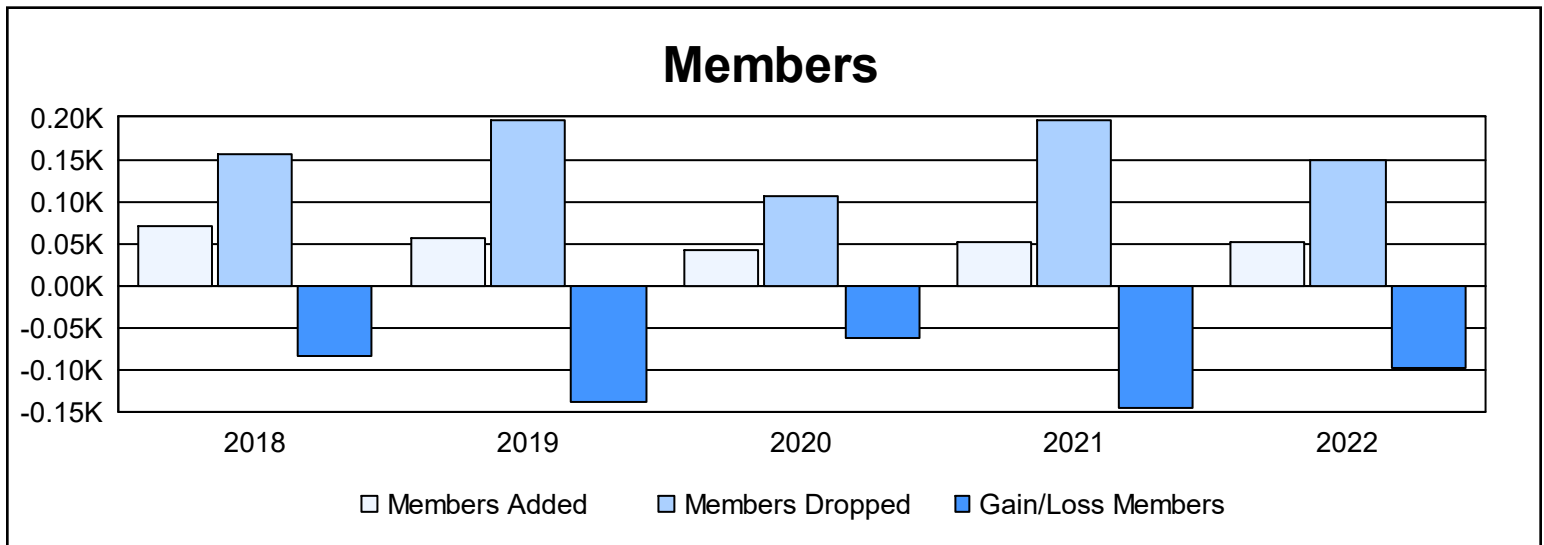
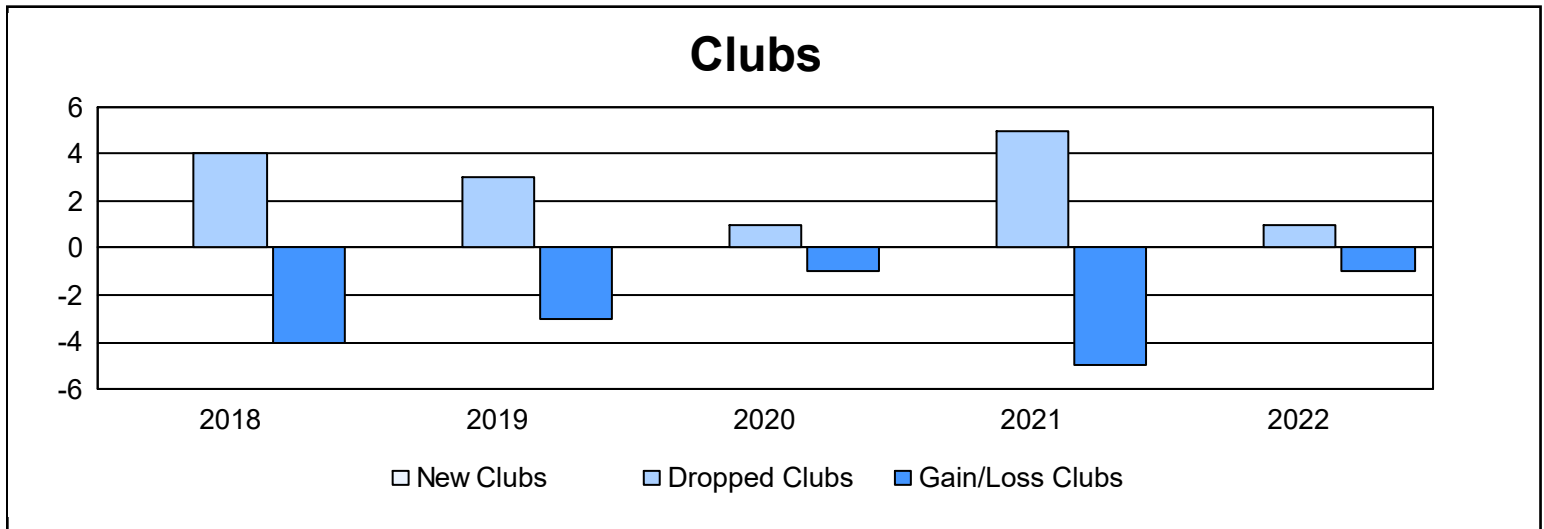
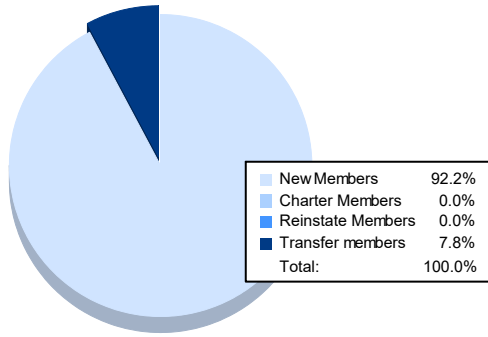


Year	New Clubs	Dropped Clubs	Gain/ Loss Clubs	New Members	Charter Members	Reinstate Members	Transfer Members	Total Member Added	Total Members Dropped	Gain/ Loss Members
2017-2018	0	4	-4	62	0	0	9	71	155	-84
2018-2019	0	3	-3	43	0	3	11	57	196	-139
2019-2020	0	1	-1	43	0	0	0	43	106	-63
2020-2021	0	5	-5	27	1	1	22	51	197	-146
2021-2022	0	1	-1	47	0	0	4	51	150	-99
<b>Average</b>	<b>0</b>	<b>3</b>	<b>-3</b>	<b>44</b>	<b>0</b>	<b>1</b>	<b>9</b>	<b>55</b>	<b>161</b>	<b>-106</b>



### Membership Composition June 2022 Cumulative



### Gender Composition June 2022 Cumulative

